

# CT460-8A Hydraulic Crawler Excavator

## Description

### CT460-8A (Cummins Engine) Photo










### Loading for CT460-8A

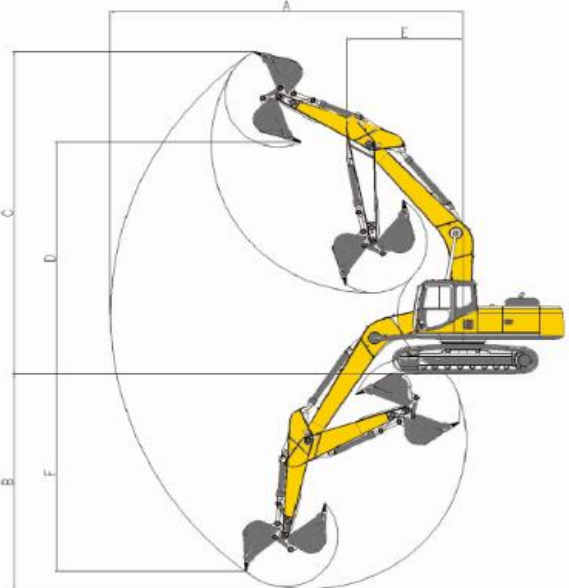
#### Loading

--	--

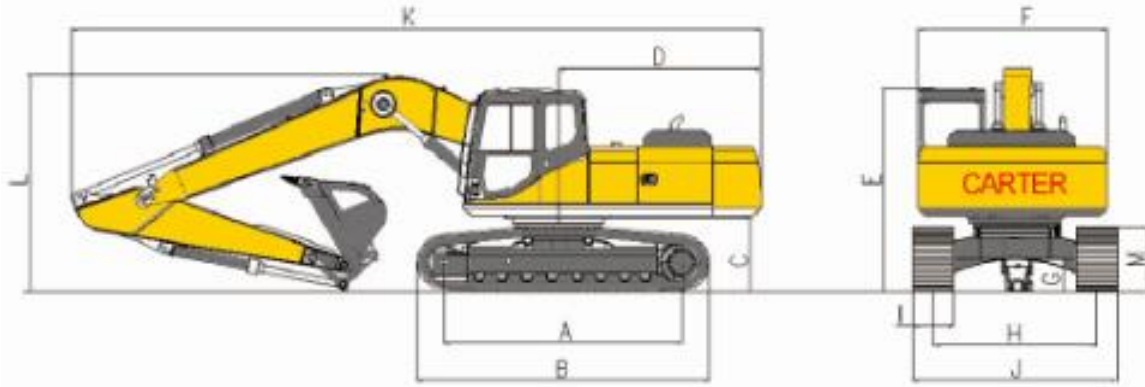
### Technical Specification

 <b>Engine</b>		 <b>Travel System</b>	
Model	CUMMINS-QSM11	Travel motors	KYB, Japan
Type	Direct injection, water cooled, turbocharged	Support roller quantities	2×9
No. of cylinder	6	Carrier roller quantities	2×2
Bore and stroke	125x147(mm)	Travel shoes	2X50
Displacement	10.8L	Travel speed	3.1/5.1(km/h)
Power output	250kw/2100rpm	Drawbar pulling force	209.8kN
Max. torque	1791N.m/1400rpm	Gradeability	70%(35°)
		Ground clearance	550mm
 <b>Hydraulic System</b>		 <b>Cab &amp; Electrical System</b>	

Pump	KPM, Japan	Cab	Cab installed with silicon oil rubber, adjustable luxurious seat, cold and warm air-conditioning system plus flexible pilot control system		
Type	axial piston pump				
Max. discharge flow	2x360(L/min)				
<b>Max. discharge pressure</b>					
Boom, arm and bucket	31.4/34.3 MPa	Voltage	24V		
Travel circuit	34.3 MPa	Batteries	2X24V		
Swing circuit	28 MPa	Battery capacity	240Ah		
Control circuit	3.9 MPa	<b>Boom, Arm &amp; Bucket</b>			
Pilot control pump	Gear type	Boom cylinder	Φ160xΦ110xS1570-L2260		
Main control valves	KYB, Japan	Arm cylinder	Φ190xΦ130xS1900-L2755		
Oil cooler	Air cooled type	Bucket cylinder	Φ165xΦ115xS1270-L1910		
 <b>Swing System</b>		 <b>Refilling Capacity &amp; lubrication</b>			
Swing motor	KPM, Japan	Fuel tank	650 L		
Swing motor type	Axial-piston motor	Cooling system	27 L		
Hydraulic oil released	Hydraulic oil released	Engine oil	38 L		
Hydraulic disc brake	Hydraulic disc brake	Hydraulic oil tank	320 L Tank Oil Level		
Swing speed	9.4 r/min		440 L Hydraulic System		
 <b>Bucket</b>					
<b>Type</b>		<b>Backhoe bucket</b>			
Bucket capacity		2.2m <sup>3</sup> (SAE)			
Bucket capacity scope		2.2-2.4 m <sup>3</sup>			
Number of bucket teeth		5			
Bucket width		1817 mm			
<b>Working Ranges</b>					
<b>Boom length</b>		<b>7060mm</b>			
A	Max. digging radius	11883mm			
B	Max. digging depth	7847mm			
C	Max. digging height	10888mm			
D	Max. dumping height	7920mm			
E	Min swing radius	4822mm			
F	Max. vertical wall digging depth	6543mm			
G	Max. digging reach at ground level	11683mm			
<b>Digging Force (ISO6015)</b>					
<b>Arm length</b>		<b>3381mm</b>			
A	Bucket digging force	250KN			
B	Arm digging force	220KN			
<b>Overall Dimensions</b>					
A	Track grounding length	4470mm	I	Track shoe width	600mm
B	Track length	5480mm	J	Overall width	3340mm
C	Counter weight ground clearance	1286mm	K	Overall length	12177mm



D	Tail swing radius	3750mm	L	Overall height(to top of boom)	3600mm
E	Overall height(to top of cab)	3195mm	M	Track height	1112mm
F	Revolving frame width	3060mm	O	Ground contact length(transport)	6245mm
G	Min Ground clearance	550mm	P	Track shoe thickness	16mm
H	Track gauge	2740mm	Q	Distance from swing center to tail	3750mm



### **Operating Weight and Ground Pressure**

Operating weight includes basic machine;

Operating weight	46300 Kg
Ground pressure	76.3 KPa